

## GRANDE COLLECTION

### PRODUCT DETAILS & ADVANTAGES

- ✓ 6 & 7 mm thin porcelain stoneware - Less weight than normal thickness porcelain tiles
- ✓ Large format and rectified edge - Less grout, minimal maintenance and seamless appearance
- ✓ Glazed material - Non-porous unlike other large format alternatives
- ✓ No sealing or ongoing treatments are required
- ✓ Ideal for high use/high traffic areas eg kitchen splashbacks, kitchen benches, wet areas, living areas ect
- ✓ No fibreglass mesh backing - Easier installation and avoids potential delaminating issues
- ✓ Typical porcelain tile characteristics - Frost resistant, heat resistant, stain resistant, scratch proof, durable, hard wearing, high breaking strength and low to zero water absorption
- ✓ Suitable for numerous applications - Internal and external, wall and floor
- ✓ Suitable for commercial and residential applications
- ✓ Available in smaller formats for project continuity
- ✓ Select items available in commercial slip rated finishes
- ✓ Extensive documentation and information on every concept
- ✓ Concepts include - GRANDE FLOORING, GRANDE BATHROOM, GRANDE KITCHEN, GRANDE COOKING, GRANDE CLADDING & GRANDE BENCH



GRANDE MARBLE BRERA GREY

Made in Italy and exclusive to **odin tiles+coverings**, GRANDE is at the forefront of oversized porcelain slab manufacturing. Available in various designs and colour tones, these innovative digital print concepts have the aesthetic qualities and technical characteristics for commercial and residential applications. The possibilities are endless with this technological advancement, with Grande's sheer size creating a seamless and astonishing outcome for any setting. This premium covering adds another impressive dimension to our surfaces collection.

# odin tiles+coverings


## GRANDE COLLECTION

**PRODUCT DESCRIPTION** GLAZED PORCELAIN STONEWARE **EDGE PROFILE** RECTIFIED


**APPLICATION** INTERNAL & EXTERNAL **COUNTRY OF ORIGIN** ITALY

### GRANDE CONCRETE


MATT SURFACE FINISH - 1600 X 3200 MM FORMAT - 6 MM THICKNESS - R10 SLIP RESISTANCE RATING




WHITE




SMOKE




GRAPHITE



SAND



MUD



CRETE

### GRANDE HORIZON

MATT & POLISH SURFACE FINISHES - 1200 X 2400 MM FORMAT - 7 MM THICKNESS




WHITE




SMOKE

### GRANDE HYPER

MATT SURFACE FINISH - 1200 X 2700 MM FORMAT - 7 MM THICKNESS - R10 SLIP RESISTANCE RATING



SILVER



GREY



TAUPE

### GRANDE MARBLE

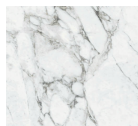
MATT & POLISH SURFACE FINISHES - 1600 X 3200 MM FORMAT - 6 MM THICKNESS - R9 SLIP RESISTANCE RATING



ALTISSIMO




STATUARIO




CALACATTA E.




GOLDEN W.



CAPRAIA




IMPERIALE




FRAPPUCCINO




CEPPO DI GRE



BRERA GREY




ST. LAURENT



ELEGANT B.

### GRANDE METAL


MATT SURFACE FINISH - 1200 X 2600 & 1600 X 3200 MM FORMATS - 6 & 7 MM THICKNESS



CORTEN




IRON LIGHT




IRON DARK

### GRANDE PIETRE

POLISH SURFACE FINISH - 1200 X 2600 MM FORMAT - 6 MM THICKNESS



CREMA I.



PULPIS




OROBICO G.



SAHARA NOIR

### GRANDE BASE

MATT & POLISH SURFACE FINISHES - 1600 X 3200 MM FORMAT - 6 MM THICKNESS



WHITE